



Saiham Textile Mills Ltd.

'Asset Rosedale' House # 02 (4th Floor), Road # 55, Gulshan-2, Dhaka-1212, Bangladesh.
Phone : 9862284, 9863323, 9887441, Fax : +88-02-9894607, 8826254, Website: www.saiham.com

Ref: ST/19/351/14

Date: January 30, 2014

The Chairman

Bangladesh Securities and Exchange Commission

Jiban Bima Tower (14th, 15th, 16th & 20th Floor)

10, Dilkusha C/A

Dhaka-1000.

Sub: **Second Quarter and Half yearly Financial Statements.**

Dear Sir,

As per BSEC directive No. SEC/CFD/Misc/233/2004/615 dated 02.02.2010 we are pleased to enclose herewith the un-audited second quarter (October, 2013 to December, 2013) and half yearly Financial Statements of Saiham Textile Mills Ltd. for the period ended December 31, 2013. The details of the published second quarter and half yearly financial statements are also available in the website of the company.


The website of Saiham Textile Mills Ltd is www.saiham.com

Thanking you,

Yours faithfully,

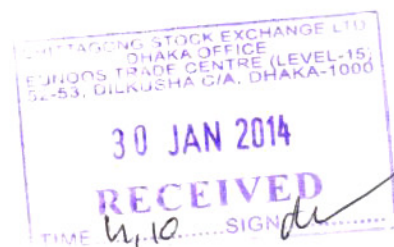
(Md. Neyamat Ullah)

Company Secretary



CC to :

- 1) The Chief Executive Officer
Dhaka Stock Exchange Ltd.
9/F, Motijheel C/A
Dhaka-1000.
- 2) The Managing Director
Chittagong Stock Exchange Ltd.
1080, Sk Mujib Road, Agrabad C/A
Chittagong.



Saiham Textile Mills Limited
Statement of Financial Position (Un- Audited)
As on December 31, 2013


	Amount in Taka	
	December 31, 2013	June 30, 2013
Assets		
Non-Current Assets :	2,091,535,036	2,152,951,867
Property, Plant & Equipment (net of dep.)	793,116,069	816,518,117
Property, Plant & Equipment Melange unit (net of dep)	1,298,418,967	1,336,433,750
Current Assets :	1,717,747,649	1,649,485,426
Inventories	379,299,944	487,709,475
Trade Debtors	317,060,137	135,762,643
Sundry Receivable	-	73,023,957
Advances, Deposits & Prepayments	85,536,748	59,643,498
Cash & Cash Equivalent	935,850,820	893,345,853
Total Assets	<u>3,809,282,685</u>	<u>3,802,437,293</u>
Equity & Liabilities :		
Shareholders' Equity:	2,432,504,829	2,318,853,020
Share Capital	750,000,000	750,000,000
Share Premium (Rights Share)	727,500,000	727,500,000
General Reserve	2,764,589	2,764,589
Revaluation Reserve	565,989,607	581,156,129
Retained Earnings	386,250,633	257,432,302
Non-Current Liabilities :	750,040,868	24,917,623
Long Term Loan	708,327,486	-
Deferred Tax Liability	41,713,382	24,917,623
Current Liabilities :	626,736,988	1,458,666,650
Bank Loan & Overdraft	159,557,051	153,422,884
Short Term Loan	588,448	3,119,237
Rights Share Money Refundable	15,000	15,000
Liabilities for Goods	236,717,279	382,870,676
Liabilities for Capital Machinery	180,046,894	888,374,380
Liabilities for Expenses & Other Finances	24,238,427	15,223,352
Provision for Tax	25,573,889	15,641,121
Total Liabilities	<u>1,376,777,856</u>	<u>1,483,584,273</u>
Total Equity & Liabilities	<u>3,809,282,685</u>	<u>3,802,437,293</u>
Net Assets Value (NAV) Per Share	32.43	30.92



(Md. Neyamat Ullah)
Company Secretary

Saiham Textile Mills Limited
Statement of Comprehensive Income (Un-Audited)
For the Second quarter/ half year ended on December 31, 2013

Particulars	Amount in Taka			
	July'13 to December'13	July'12 to December'12	October'13 to December'13	October'12 to December'12
Turnover	699,653,552	389,979,657	405,506,046	194,099,268
Cost of Expenses:				
Cost of Goods Sold	556,736,966	283,165,362	318,281,843	143,071,708
Administrative Expenses	22,987,102	17,369,573	12,132,115	9,781,014
Selling Expenses	1,345,255	512,950	992,000	286,350
Financial Expenses	16,609,186	10,056,438	10,120,975	4,278,770
Total Cost & Expenses	597,678,509	311,104,323	341,526,933	157,417,842
Operating Profit	101,975,043	78,875,334	63,979,113	36,681,426
Non-Operating Income	45,371,810	68,969,497	22,160,898	33,550,585
Operating Profit before WPPF	147,346,853	147,844,831	86,140,011	70,232,011
Less : Provision for WPPF	6,966,517	7,040,230	4,051,905	3,344,381
Profit before Tax	140,380,336	140,804,601	82,088,106	66,887,630
Less : Provision for Tax	26,728,527	28,149,201	15,083,328	15,057,825
Current Tax	9,932,768	28,856,605	3,822,009	15,409,790
Deferred Tax- Loss	16,795,759	(707,404)	11,261,319	(351,965)
Net Profit after Tax	113,651,809	112,655,400	67,004,778	51,829,805
Earnings Per Share	1.52	1.50	0.89	0.69
EPS Annualized	3.03	3.01	3.57	2.76


(Md.Neyamat Ullah)
Company Secretary

Saiham Textile Mills Limited
Statement of Cash Flow (Un-Audited)
For the second quarter/ half year ended on December 31, 2013

Particulars	Amount in Taka	
	July' 13 to December'13	July' 12 to December'12
Cash flows from operating activities-A		
Collection from Customers and others income	563,727,868	416,516,412
Payment to Suppliers, Employees & Other expenses	(494,768,265)	(251,644,561)
Income tax paid	(21,752,978)	(7,887,248)
Net cash flows from operating activities	47,206,625	156,984,603
Cash flows from Investing activities-B		
Purchase of property, plant and equipment	(8,305,036)	(800,172,208)
Net cash used in investing activities	(8,305,036)	(800,172,208)
Adjustment of Deffered tax	-	(45,264,971)
Cash flows from financing activities-C		
Loan (repaid) / received during the period	3,603,378	(70,980,040)
Net cash used in financing activities	3,603,378	(70,980,040)
Net increase / (Decrease) in Cash and Cash Equivalents(A+B+C)	42,504,967	(759,432,616)
Cash and cash equivalents at the beginning of the year	893,345,853	1,204,764,356
Cash and Cash Equivalents at end of the financial period	935,850,820	445,331,740
Net Operating Cash Flow Per Share	0.63	2.09
Net Operating Cash Flow Per Share annualized	1.26	4.19



(Md.Neyamat Ullah)
Company Secretary

Saiham Textile Mills Limited
Statement of Changes in Equity (Un-Audited)
For the Second quarter/half Year ended on December 31, 2013

Particulars	Share Capital	Deposit against Rights Share	Share Premium of Rights Share	General Reserve	Revaluation Surplus	Retained Earnings	Total in Taka
Balance as on July 01, 2012	250,000,000	500,000,000	727,500,000	2,764,589	542,979,680	189,109,004	2,212,353,273
Adjustment of Revaluation of PPE	-	-	-	-	(50,366,854)	-	(50,366,854)
Net profit during the year	-	-	-	-	-	112,655,400	112,655,400
Adjustment of Revaluation of PPE	-	-	-	-	-	16,275,881	16,275,881
Balance as on December 31, 2012	250,000,000	500,000,000	727,500,000	2,764,589	492,612,826	318,040,285	2,290,917,700
Balance as on July 01, 2013	750,000,000	-	727,500,000	2,764,589	581,156,129	257,432,302	2,318,853,020
Net profit during the year	-	-	-	-	-	113,651,809	113,651,809
Adjustment of Revaluation of PPE	-	-	-	-	(15,166,522)	15,166,522	-
Balance as on December 31, 2013	750,000,000	-	727,500,000	2,764,589	565,989,607	386,250,633	2,432,504,829



(Md.Neyamat Ullah)
Company Secretary